

# HOW TO LOGIN




using the ScoreCapture Mobile App

1. Once you have downloaded the ScoreCapture App and have registered, open up the App.
2. Tap **LOGIN** in the bottom right-hand corner.
3. Enter your login details (email address & password).
4. The Main Menu will appear on successful login.



If you have forgotten your password go online to [www.scorecapture.com](http://www.scorecapture.com), click on "Login" followed by "Forgot Password", a new password will be sent to your email address.

Available for  
Download on



# HOW TO SETUP A GAME



using the ScoreCapture Mobile App

Available for  
Download on





1. Open up the App. Login & tap **SETUP A NEW GAME**.
2. Select the relevant course & competition type. All other fields will have default values that can be edited. Tap **NEXT** when done.
3. You will be added to the 4-ball. Tap "+" to add other Players.
4. Use the **search bar** to find other registered players. Tap on their name to add them to the 4-ball. You can also add a **TEMP PLAYER**.
5. Once you have completed your 4-ball you can add another 4-ball if you'd like (x5 4-balls in total) & then tap **SAVE** or **NEXT**.



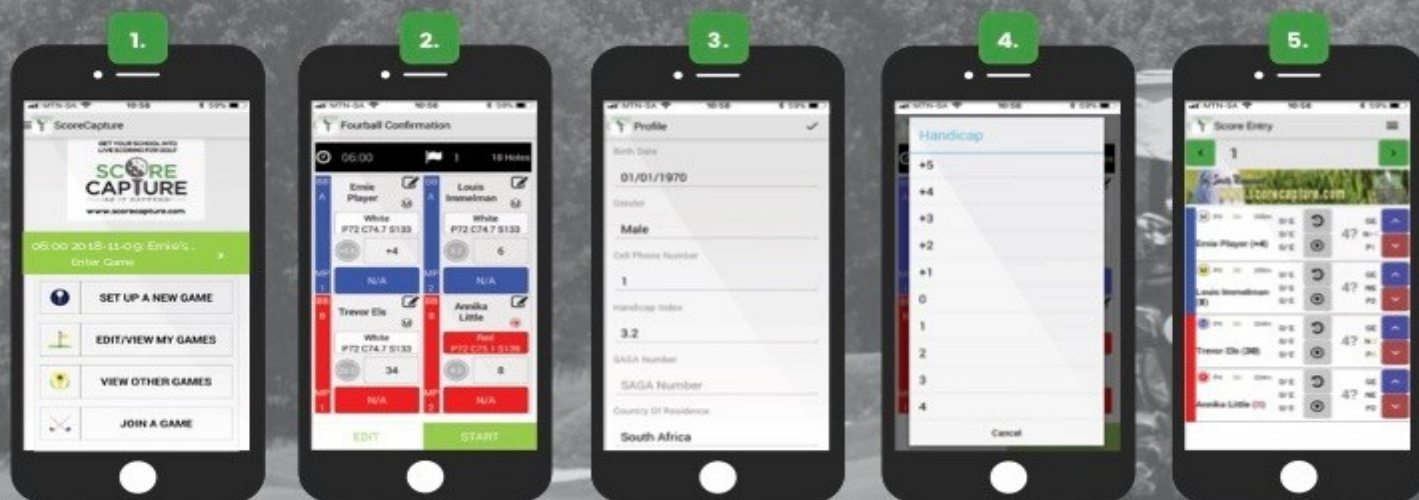
# HOW TO SCORE



using the ScoreCapture Mobile App

Available for  
Download on  

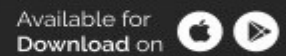
1. Open up the App & Login. Your current Game will appear in **GREEN**. Tap on it to proceed. You can edit your Game/4-ball details if any of it has changed.
2. This is the 4-ball confirmation screen. Select the tee each Player will play off of. The App will calculate your "**Course Handicap**" automatically. Move Players by double tapping.
3. By clicking the **PENCIL icon** next to each Player you can edit their details (HC index, gender, date of birth, nickname & country).
4. If your Handicap is incorrectly calculated, you can manually adjust it by tapping on the **Handicap number**.
5. Tap **START** to begin at the starting hole. Tap the **BLUE / RED** arrows to enter the **GROSS** scores for each Player & the **GREEN** arrows to move to the next hole.



# HOW TO VIEW LEADERBOARDS



using the ScoreCapture Mobile App



1. Once you are up & running there are a number of features you can access from the **MENU** button in the top right-hand corner of the screen. Tap it to reveal them.
2. You have just knocked it in for Birdie & you want to see how you have moved up in the Leaderboards. Tap on **Leaderboards**.
3. A list of your Leaderboards you selected when you created your Game will appear - as well as the **LIVE NATIONAL**.
4. The Leaderboard will show you where you are positioned **TO PAR** vs the other Players in the Tournament.
5. To view a Player's detailed Scorecard, tap on the **Player's name** and you will see their hole-by-hole performance.

